


9225 Series

Clock oscillator, 2.5 x 2.0mm, HCMOS



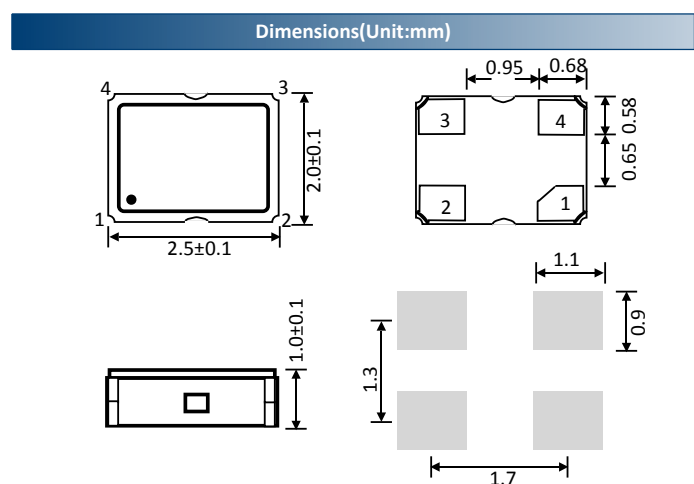
REACH and RoHS compliant
 Low Supply voltage options available
 Tri-state available



Parameters	Specification		Remarks
Frequency range	F_nom	1.0MHz ~ 60.0MHz	
Supply voltage	Vcc	0.9V, 1.2V, 1.5V, 1.8V, 2.5V, 3.3V, 5.0V	±5% tolerance
Frequency stability (all causes)	F_stb	±10.0ppm ~ ±100.0ppm	Includes stability over temperature + Load + Vcc + Shock and vibration, Table 1
Aging	F_age	±3.0ppm max	25°C, 1 st year
Operating temperature range (°C)	Topr	0°C ~ +50°C to -40°C ~ +85°C	Table 1
Storage temperature (°C)	Tstg	-55°C ~ +125°C	
Output waveform		HCMOS	
Output load		15pF typical	
Output voltage high	Voh	90% Vcc min	
Output voltage low	Vol	10% Vcc max	
Rise time	Tr	7.0nsec (max)	
Fall time	Tf	7.0nsec (max)	
Duty cycle		45%/55%, 40%/60%	
Current consumption	Icc	Table 2	
Start-up time	T_str	10.0msec max	
Phase jitter (RMS)		1psec max	12kHz to 20MHz integrated
Moisture sensitive level	MSL	1	
ESD sensitive device		Yes	
Tristate		Pad 1	If tristate is not required then leave pad 1 disconnected

Temperature (°C)	Frequency Stability (all causes, ppm)						
	±10.0	±15.0	±20.0	±25.0	±30.0	±50.0	±100.0
0 ~ +50	√	√	√	√	√	√	√
-10 ~ +60		√	√	√	√	√	√
-10 ~ +70		√	√	√	√	√	√
-20 ~ +70			√	√	√	√	√
-30 ~ +85				√	√	√	√
-40 ~ +85				√	√	√	√

Frequency	Supply voltage		
	0.9V, 1.2V, 1.5V, 1.8V	2.5V	3.3V, 5.5V
1.0 ~ 60.000MHz	10.0mA	15.0mA	25.0mA



- Pad 1 : Tri-state
- Pad 2 : Ground
- Pad 3 : Output
- Pad 4 : Supply voltage

9225 Series

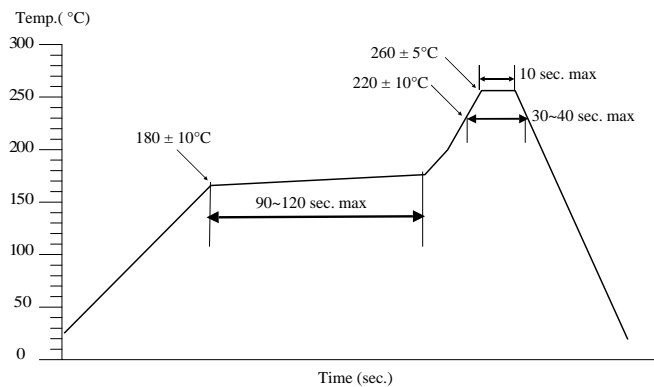
Clock oscillator, 2.5 x 2.0mm, HCMOS



Part number generation									
RLS	2600	B	B	I	S	E	P	L	-PF
ACT series Code	Frequency (MHz)	Frequency stability (\pm ppm)	Supply voltage (V)	Operating temp. range ($^{\circ}$ C)	Duty Cycle (%/%)	Output wave	Tristate	Tape & Reel	RoHS Code
RLS	< 100MHz First 4 digit of frequency > 100MHz First 5 digit of frequency Ex. 26.00MHz = 2600 8.00MHz = 0800 14.7456MHz = 1474	10 = E 15 = D 20 = I 25 = C 30 = H 50 = B 100 = A	0.9 = M 1.2 = P 1.8 = D 2.5 = C 3.0 = E 3.3 = B 5.0 = A	0~+50 = D -10 ~ +60 = E -10 ~ +70 = C -20 ~ +70 = B -30 ~ +85 = P -40 ~ +85 = I	40/60 = S 45/55 = H	HCMOS 15pF = E	Tristate = P	Loose = L 3000 = D	-PF

Note: It is important to suffix the above part number with full frequency required to give a completed part number as illustrated below.
 Full Example part number : **RLS2600BBISEPL-PF [26MHz]**, **RLS1474BBISEPL-PF [14.7456MHz]**

Solder reflow profile



Drawing control: (Internal use only)
 Commodity code: 854370 90 45 for 1.8MHz ~ 67MHz
 Issue number : N1
 Date : 01/02/2017
 Internal reference : Skr