


92016S Series

Clock oscillator, 2.0 x 1.6mm, HCMOS

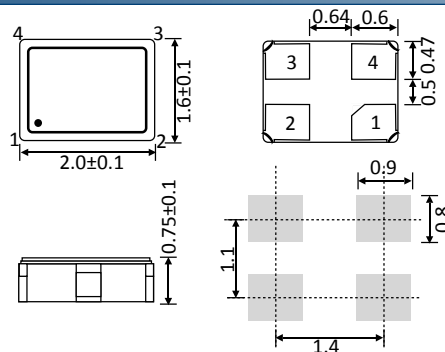


REACH and RoHS compliant
Ultra miniature SMD seam sealed clock oscillator
Supply voltlate 1.8V, 2.5V, 3.3V



Parameters	Specification	Remarks
Frequency range	F_nom 4.0MHz ~ 54.0MHz	Limited frequencies available
Supply voltage	Vcc 1.8V, 2.5V, 3.3V	±5% tolerance
Frequency stability	F_stb ±25.0ppm, ±50.0ppm, ±100.0ppm	
Operating temperature range (°C)	Topr -10°C ~ +70°C, -40°C ~ +85°C	
Storage temperature (°C)	Tstg -55°C ~ +100°C	
Output waveform	HCMOS	
Output load	15pF typical	30pF, 50pF load available
Output voltage high	Voh 90% Vcc min	
Output voltage low	Vol 10% Vcc max	±10% tolerance
Rise time	Tr 5nsec (max) ; 3nsec (typical)	
Fall time	Tf 5nsec (max) ; 3nsec (typical)	
Duty cycle	45%/55%, 40%/60%	
Current consumption	Icc 5.0mA max	For Vcc 1.8V, 2.5V
	8.0mA max	For Vcc 3.3V
Start-up time	T_str 5.0msec typical	
Aging	F_age ±3.0 ppm per year (max)	
Moisture sensitive level	MSL 1	
ESD sensitive device	Yes	

Dimensions(Unit:mm)



- Pad 1 : Tri-state
- Pad 2 : Ground
- Pad 3 : Output
- Pad 4 : Supply voltage

Part number generation

RSA	2600	B	B	I	S	E	P	L	-PF
ACT series Code	Frequency (MHz)	Frequency stability (±ppm)	Supply voltage (V)	Operating temp. range (°C)	Duty Cycle (%/%)	Output wave	Tristate	Tape & Reel	RoHS Code
RSA	< 100MHz First 4 digit of frequency > 100MHz First 5 digit of frequency Ex. 26.00MHz =2600 8.00MHz = 0800 14.7456MHz = 1474	25 = C 50 = B 100 = A	1.8 = D 2.5 = C 3.3 = B	-10 ~ +70 = C -40 ~ +85 = I	40/60 = S 45/55 = H	HCMOS 15pF = E HCMOS 30pF = Q HCMOS 50pF = U	Trisate = P No Tristate = N	Loose = L 3000 = D	-PF

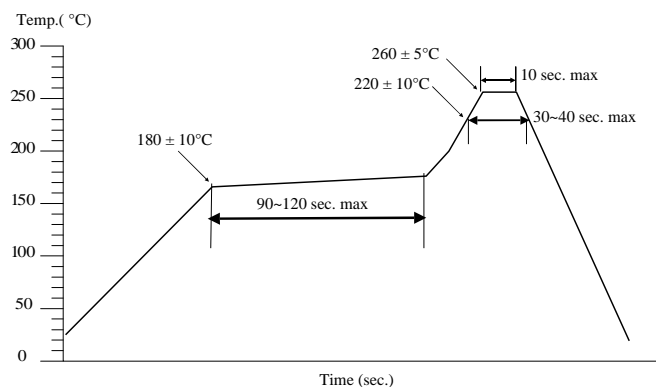
Note: It is important to suffix the above part number with full frequency required to give a completed part number as illustrated below.
Full Example part number : **RSA2600BBISEPL-PF [26MHz]**, **RSA1474BBISEPL-PF [14.7456MHz]**

92016S Series

Clock oscillator, 2.0 x 1.6mm, HCMOS



Solder reflow profile



Drawing control: (Internal use only)
Commodity code: 854370 90 45 for 1.8MHz~67MHz
Issue number : N1
Date : 01/02/2017
Internal reference : M6